

MV-TS651-2520T is a Temperature Compensated Crystal Oscillator (TCXO) . This TCXO is analog temperature compensated, Clipped Sine Wave output device and comes in a hermetic ceramic 2.5x2.0mm package. This device contains an internal voltage regulator resulting in excellent power supply rejection ratio.

The device is qualified to meet the JEDEC standard for Pb-Free assembly and compliant to the RoHS directive.

Electrical Performance

Parameter	Min	Typ	Max	Units
General				
Output Frequency	13		52	MHz
Operating Temperature		-10/+70 to -40/+85		°C
Frequency Stability				
Stability Over Temperature		±2.0 to ±0.5		ppm
Initial Accuracy (25°C ±2°C)			±2.0	ppm
Power Supply Stability (±5% Change)			±0.2	ppm
Load Stability (±10% Change)			±0.2	ppm
Aging (1st year)			±1.0	ppm/year
Start Up Time			2	ms
Package Size		2.5 x 2.0 x 0.95		mm
Supply				
Supply Voltage (Vdd)		+1.8 to +3.3		V
Supply Current			2	mA
Tuning				
Tuning (Pull) Range		±5 to ±15		ppm
Tuning Slope		Positive		
Control Voltage to reach Pull Range		0.9±0.6 (@1.8), 1.4±1 (@2.8), 1.65±1 (@3.3)		V
Control Voltage Impedance	500			KΩ
Output				
Output Signal		Clipped Sine Wave		
Output Level	0.8			V
Output Load		10KΩ 10pF		
Duty Cycle	45		55	%
Phase Noise & Jitter				
Phase Noise: (32 MHz)				
1 Hz offset		-58		dBc/Hz
10 Hz offset		-86		dBc/Hz
100 Hz offset		-110		dBc/Hz
1kHz offset		-135		dBc/Hz
10kHz offset		-143		dBc/Hz
100kHz offset		-152		dBc/Hz
1MHz offset		-153		dBc/Hz
Jitter				
RMS Jitter: (12kHz - 20MHz) - 32 MHz		0.15		ps

Notes:

- 1 Rise and Fall times measured from 10% to 90% of a full output swing

Maximum Ratings

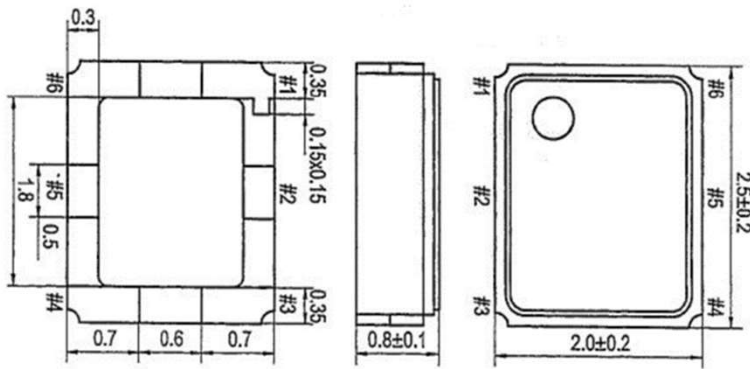
Storage Temp	-55°C to 125°C
Supply Voltage	0V to +5.5V
Control Voltage	0V to Vdd
Junction Temperature	+125 °C

Maximum Ratings Notes:

- 1 Stresses in excess of the absolute maximum ratings can permanently damage the device.
- 2 Exposure to absolute maximum ratings for extended periods may adversely affect device reliability.

Package Information

Pin #	Function
Pin 1	Vc = Control Voltage or NC
Pin 2	GND = Ground
Pin 3	OUT = Output
Pin 4	Vdd = Supply Voltage





Package Outline Drawing

Handling and Construction


Package Construction	hermetic ceramic
Contact Pads	Gold over Nickle
Moisture Sensitivity Level	MSL 1
ESD, Human Body Model	500V
ESD, Charge Device Model	500V

Ordering Information
MV-TS651-2520T -

TCXO, Clipped Sine Wave 
 2.5 x 2.0 x 0.95mm, 6 Pins 

X X X X

① ② ③ ④

- xxMxxxxx
 Frequency

① Voltage

B: 3.3 V
 C: 2.8 V
 E: 1.8 V

② Temp Range

J: -10/+70 °C
 H: -20/+70 °C
 K: -40/+85 °C
 P: -30/+85 °C

③ Temp Stability

N: ±2.0 ppm
 P: ±1.5 ppm
 Q: ±1.0 ppm
 R: ±0.5 ppm

④ Tuning Range

X: No Tuning
 L: ±5 ppm
 K: ±8 ppm
 J: ±10 ppm
 H: ±12 ppm
 G: ±15 ppm