

MV-CA047-5032B is a Crystal (XTAL) . This Crystal is an AT Cut resonator and comes in a Plastic Molded 5.0x3.2mm package.

The device is qualified to meet the JEDEC standard for Pb-Free assembly and compliant to the RoHS directive.

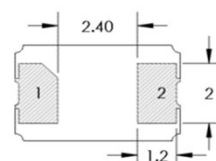
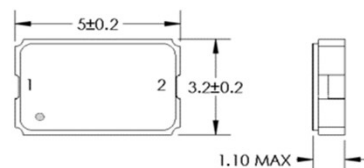
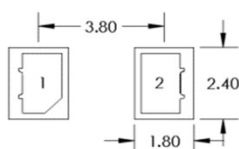
Electrical Performance

Parameter	Min	Typ	Max	Units
General				
Output Frequency	8		60	MHz
Mode		Fundamental		
Operating Temperature		-10/+70 -40/+85		°C
Storage Temperature		-55/125		°C
Stability Over Temperature		±100 ±50 ±30 ±25 ±20 ±15 ±10		ppm
Frequency Tolerance (25°C ±3°C)		±30 ±10		ppm
Aging			±5	ppm/year
Drive Level		10	100	μW
Package Size		5.0 x 3.2 x 1.1		mm
Equivalent Circuit				
Load Capacitance (CL)		6 to 32		pF
Shunt Capacitance (C0)			5	pF
Equivalent Series Resistance (ESR)				
8 MHz to 12 MHz			100	Ω
12.1 MHz to 16 MHz			80	Ω
16.1 MHz to 20 MHz			70	Ω
20.1 MHz to 60 MHz			50	Ω
Insulation Resistance	500			MΩ

Package Information

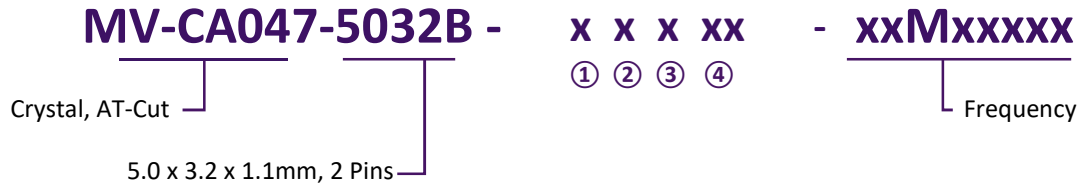
Pin #	Function
Pin 1	Crystal Terminal
Pin 2	Crystal Terminal

Pad Layout



Package Outline Drawing

Ordering Information



① Temp Range

J: -10/+70 °C
K: -40/+85 °C

② Temp Stability

A: ±100 ppm
C: ±50 ppm
D: ±30 ppm
E: ±25 ppm
F: ±20 ppm
G: ±15 ppm
J: ±10 ppm

③ Initial Tolerance

J: ±10 ppm
D: ±30 ppm

④ Load Capacitance

00: Series Resonance
F0: 6.0 pF
G0: 7.0 pF
J0: 9.0 pF
M5: 12.5 pF
T0: 18 pF
XX: Other (CL) Ordering Codes

Ordering Option Notes:

- 1 For XX: Other Load Capacitance ordering codes (<http://datasheets.mv-electronics.com/XTAL-LoadCap.pdf>)